



Introduction Booklet

Sterile
Disposable
Advanced
Breast
Dressing



About EZbra

EZbra® is a sterile, disposable, and absorbing post-op breast dressing that offers an advanced solution for the discomfort and complications often experienced by post-op patients.

EZbra® is perfectly suited to the diverse requirements of all breast procedures: aesthetic, biopsy, lumpectomy, mastectomy, and reconstruction.

EZbra® is a tailored solution for each patient's specific post-op and recovery needs designed to fit all breast shapes and conditions, including asymmetric breasts.

EZbra® offers the patient support, comfort, and independence, allowing her to recover with dignity.

Current dressing solutions



Discomfort

Compression bras and straps are a symmetrical product, designed for the average woman, and can often be uncomfortable or irritating, using stiff stitches, hooks, and wires. Some patients will choose not to use them and take the risk of causing deformation.



Use of adhesive

Most of the existing absorbing dressings are applied using adhesives which often cause pain and medical adhesive-related skin injury (MARSI).

Discharges

Using gauze and pads as dressings can stain clothes, and often prevents women from leaving the house during the recovery period. Reusable post-op bras absorb discharges of sweat, blood, and ooze, that needs to be washed and replaced frequently, to keep surgical site hygiene.

Drains

Additional accessories are often used on top of the dressings to carry drain bulbs and stabilize tubes.

Dependence

Most of the current solutions for post-op dressings can't be self-applied by the patient in the first days of recovery. Physical limitation, together with emotional challenges often prevent patients from replacing their own dressings. Many women frequently feel uncomfortable with their own body, while they are dependent on a family member or a nurse to replace their dressings.



Sizes & Current Markets



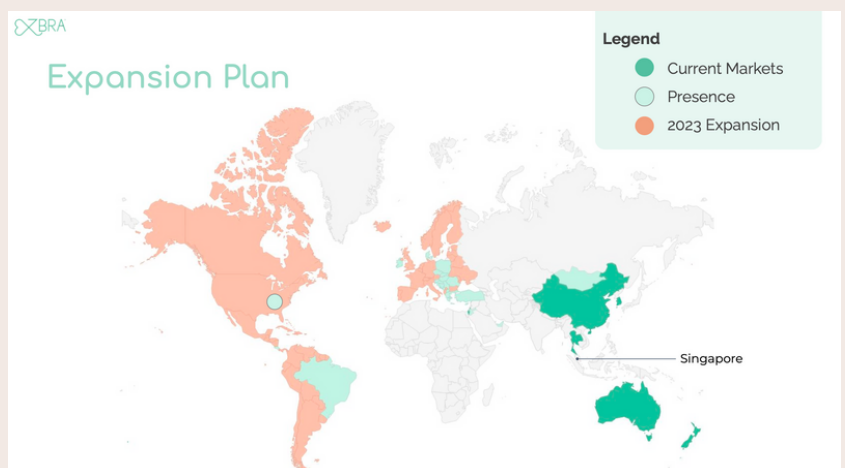
Size Chart

Our simple size chart can help you find the right EZbra to be personalized for the perfect fit.

	34/75	36/80	38/85	40/90	42/95	44/100
A	XS	S	S	S	M	M
B	XS	S	M	M	M	L
C	S	M	M	M	L	XL
D	M	M	L	L	L	XL

EZbra's Global Market

Our simple size chart can help you find the right EZbra to be personalized for the perfect fit.



Drain Management


Designed with a soft absorbing layer located under the armpit area, EZbra® from most drain exits.

Drain Tube Stabilisation

The upper flex bands can be used to hold and stabilize the drain tube, reducing pain and discomfort.

Drain Bulb Stabilisation

The lower flex bands can be used to hold and carry the drain tube, relieving the inconvenience experienced when drains are in use



Implant Stabilisation



Upper Flex-Band

- Determine the degree of compression to the upper part of the breast
- Stabilizes the breast implants and prevents them from rising
- Serves as a post-surgery compression bandeau



Lower Flex-Bands

- Define the inframammary fold
- Determine the degree of under-breast fold compression



Both upper and lower flex-bands

- Supports the breasts and can assist with implant positioning and design

Easy Application

Easy Application

- Easy to apply, even by patients with limited motion or mobility
- Designed to reduce changing time and the need for support from a nursing team
- Designed to reduce the number of a patient's follow-up visits to the clinic



Independent Use

- Can be worn under any top - without staining
- Provides the patient with the support, comfort, and dignity she deserves during recovery

Positive Patient Self Esteem & Body Image

- Empowers patients to be independent while improving compliance to treatment due to the frontal fastening, easy-to-use structure, discreet use, and elegant look



Absorbency



Absorbent Inner Layer

- Featuring an inner layer that absorbs wound discharges up to 10 times its weight

Adhesive-Free & Not Made From Natural Rubber Latex

- Adhesive-free dressing that gently covers and protects the sensitive skin of the surgical site
- Preventing the risk of medical adhesive-related skin injury (MARSI)

Sterile & Disposable

- Providing an hygienic solution that may reduce risk of infection
- Frees the patient from the need to wash a reusable post-op bra

Water-Tight Backing

Prevents leaking of fluids to avoid staining

Low-Adherent

Wound contact layer designed to prevent tissue damage and pain when replacing the dressing

Semi-Occlusive

Maintains a moist wound environment that can promote wound healing

Materials & Structure



Wound contact Layer

- Perforated and elastic non woven textile, made of polyethylene.
- Promotes carrying fluids away from the body in one direction.
- Low adherent fabric reduces adherence to the wound-bed.

Absorbent Layer

- Absorbent non-woven textile made of 65% viscose and 35% polyester.
- Viscose fibers allow the fluids to quickly spread along the dressing, preventing maceration of the wound.

Backing Layer

- Elastic non-woven textile made of polyolefin.
- Hydrophobic textile prevents staining from wound fluids.
- Semi-occlusive water-tight medical dressing protects the wound bed from environmental microorganisms.
- Maintains a moist environment, supporting the wound healing process.

Back

Stretchable back portion accommodates a wide range of sizes.

Cups

Each cup is composed of 3 different non-woven layered textiles that fully cover the breast. The cups absorb the fluids and prevents staining.

Closure System

A set of elastic tabs and flex-bands containing VELCRO® brand fasteners enables patients to fasten, adjust, re-adjust, and customize EZbra® to the appropriate degree of compression.



HOW TO USE EZBRA

IT'S EASIER TO APPLY EZBRA IN FRONT OF A MIRROR



WATCH VIDEO BEFORE APPLYING EZBRA

EZBRA.NET/IFU/

EZbra® Breast Dressing features VELCRO® Brand fasteners.

INSTRUCTIONS FOR USE
AW004 REV09
NOV 2018

1. WATCH VIDEO TUTORIAL

WWW.EZBRA.NET/IFU/

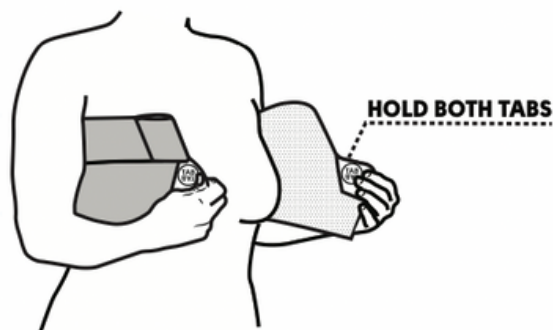


KEEP FLEX-BANDS FOLDED



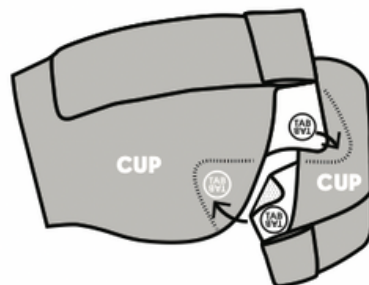
2. DETACH

Both Tabs



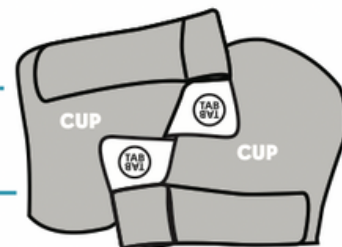
3. SECURE

EZbra gently under your arms

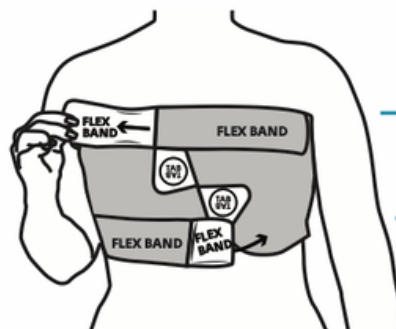


4. FASTEN TABS

Attaching each to the opposite cup

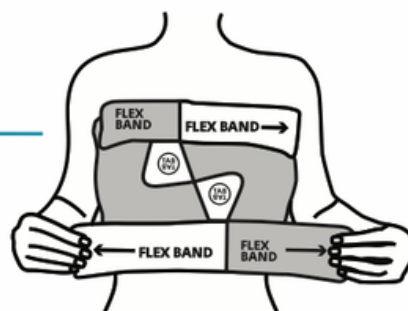


ENSURE BOTH TABS ARE IN SAME POSITION AS STARTED



5. OPEN

Both folded Flex-Bands and attach to fit



6. ADJUST

Longer Flex-Bands tightening each side, above and below breast

Contact Us



info@ezbra.net

www.ezbra.net

[@ezbra](https://www.instagram.com/ezbra)

